

FORD

OFFSET

WORKMASTER TRACTORS



... full size for MULTI-PURPOSE performance

FORD

OFFSET

TRAC

Cultivating clearance — 24". Wheel tread adjustment, front—40" to 78"; rear—40" to 68" (up to 76" with 4" spacers, sold separately).



TRACTORS ARE MULTI-PURPOSE TRACTORS

HERE'S WHY . . . Ford Workmaster Offset Tractors are unexcelled for precision 1-row work, yet they're full size tractors, built with all of the other important features you need for profitable year-'round usefulness. In fact, owning a Ford Offset Tractor is almost like having *two tractors in one* . . . a specialized 1-row cultivating tractor, and a tractor that's powerful and versatile enough to effectively handle your heavier field work. This combination results in a multi-purpose tractor that you'll get more use out of without sacrificing quality or efficiency of performance . . . a tractor that can help you to make a real saving in your farm power costs.

When you compare offset tractors, you'll find that Ford is out front with other important advantages. For instance, these new Ford tractors have *higher crop clearance* and *wider tread adjustment*, features that can help you to do a better job in a wider range of crops and field operations.

Ford offset tractors effectively fit the needs of tobacco growers, truck farmers and nurserymen—as well as other farmers who prefer a specialized 1-row cultivating tractor. All will find that Ford has more of the things they need to help them do their work better, easier and at lower cost.




Here are some of the ADVANTAGES YOU GET in a FORD OFFSET TRACTOR

- ★ **2-3 PLOW POWER**
Versatile for efficient all-around farm use.
- ★ **FORD'S FAMOUS 3-POINT LINKAGE**
Can use most Ford "pick-up and go" implements.
- ★ **YOUR CHOICE OF FUEL OPTION**
Gasoline, diesel or LP-gas engine.
- ★ **EFFICIENT POWER TAKE-OFF**
Economical power for wide range of PTO machines.
- ★ **EXTRA GOOD CROP CLEARANCE**
Higher than most, and with wider range of tread adjustment.
- ★ **BUILT-IN BALANCE**
Provides good stability without interference.

COPYRIGHT 1963, FORD MOTOR COMPANY

Designed and equipped to **SERVE**



BUILT-IN BALANCE

Excellent stability of Ford Offset Tractors is accomplished by factory installation of 325 pounds of weight to the right rear axle—weight which does not increase the width of the tractor and which never need be removed for changing wheel spacings. Regular Duty Ford Vari-weights can be added to provide additional traction for plowing and general soil preparation operations.

LIVE HYDRAULIC CONTROL

Ford's famous hydraulic system provides fast, dependable fingertip control for all hydraulic applications. Includes both draft and position control, as well as provision for operation of remote cylinders.



EFFICIENT RANGE OF SPEEDS

Through Ford's constant mesh transmissions, speed changes are effected by shifting connector rings. You get smooth, quiet shifting. Ground speeds at 2000 engine rpm, 10" tires: 3.41, 4.15, 6.04, 12.60—R 3.57.



● **CENTERED 3-POINT LINKAGE**

Permits effective use of most lift-type 3-point hitch implements.

● **PTO SHAFT**

Directly behind engine . . . offset from center of wheel tread.

● **SWINGING DRAWBAR**

Available for use with PTO operated machines.

● **LINKAGE-TYPE DRAWBAR**

Standard, attaches to lower links.


● **OPERATOR CONVENIENCE**

All gauges and controls are located where they're handy for you to see and to operate. You'll also find that it's easy for you to get on and off the tractor, and when you're in the seat, your position is always relaxed and comfortable.

● **GOOD VISIBILITY**

Good visibility for 1-row work lets you work all day long without unnecessary strain or fatigue. Visibility is also good for the wide range of other jobs you'll be doing with your offset tractor.

YOU BETTER



Dependable equipment for profitable **1-ROW WORK**




FORD 1-ROW CULTIVATOR (Series 411)

Especially designed to provide clean, precise cultivation with the standard 541 Ford Offset Tractor. Equipped with parallel linkage, spring trip shanks and rear furrowing bar with regular or delayed hydraulic lift. Crop shields and disc hillers are available.

SIDE DRESSER ATTACHMENT

A 200 lb. capacity hopper with metered delivery and positive shut-off. Applies from 50 to 1700 lbs. per acre. May also be used for applying starter fertilizer ahead of 1-row planter.



(not supplied by Ford)

You'll find that dependable 1-row planters are available to handle all of your 1-row planting requirements. Ask your Ford Tractor and Implement Dealer for complete information.

VERSATILITY and POWER



Power for economical tillage

The dependable 2-3 plow power of this Workmaster Ford will give you far greater work capacity than that of other offset tractors. You'll find it economical and practical for plowing, discing and other heavy field work.



Much more than a 1-row tractor

You can easily handle this Ford 12 foot Spring Tooth Harrow (full 3-ROW coverage) or Ford's popular 2-ROW and 4-ROW rear attached planters and cultivators. Multiple row coverage is fast and efficient with a Ford Offset Tractor.



Power for efficient PTO performance

Here's an offset tractor that's capable of dependable handling of most PTO-operated machines . . . adding another dimension of usefulness for year-around versatility. You also have a lot of economical power for a wide variety of straight drawbar jobs.

You can use any of these
profit-building Ford and
Dearborn Implements with a

FORD OFFSET TRACTOR

● SOIL BREAKING

- Ford Moldboard Plows
- Ford Disc Plows
- Ford Mounted One Way Plow
- Ford Mounted Disc Tiller
- Ford Trip Shank Field Cultivator
- Ford Subsoiler
- Ford Tool Bar Subsoiler
- Ford Tool Bar Middlebuster
- Ford Tool Bar Field Cultivator
- Ford Field Cultivator

● SOIL FITTING

- Ford Lift Type "J" Flexo-Hitch Tandem Disc Harrows
- Ford Series "E" Disc Harrows
- Ford Spring Tooth Harrows
- Ford Wheel Type "L" Flexo-Hitch Disc Harrows

● PLANTING & SEEDING

- Ford Rear Mounted Drill Corn Planter
- Tool Bar Planters (ground driven)
- Vegetable Planter Frame
- Ford Rear Mounted Drill Planter

● CULTIVATING

- Ford Angle Frame Rear Mounted Cultivator
- Ford Tool Bar Cultivator
- Ford Rotary Hoes
- Ford One Row Cultivator

● HAYING

- Ford Rear Attached Mower
- Ford 250 Hay Baler
- Ford Semi-Mounted Side Delivery Rake
- Ford 150 Hay Baler
- Ford Pull Type Hay Conditioner
- Ford Mounted Side Delivery Rake

for more farm jobs

You'll be able to use most of Ford's big line of "PICK-UP AND GO" IMPLEMENTS

Because Ford Offset Tractors are equipped with Ford's famous combination 3-point linkage and hydraulic control system, you'll have a big line of matching implements from which to choose. This feature, together with proved *Workmaster* power, will make your offset tractor more useful for more farm jobs . . . will bring increased efficiency to your over-all farm operation.



● HARVESTING

Dearborn One Row Pull Type
Corn Picker & Harvester
Dearborn Elevator

● MATERIAL MOVING

Ford Rear Mounted Crane
Dearborn Economy Blade
Ford Adjustable Rear Blade
Dearborn Scraper and Landscaper
Dearborn Earthcavator

● SPREADING & HAULING

Dearborn Lime & Fertilizer Spreader
Ford Manure Spreader

● MISCELLANEOUS

Ford 60" Rotary Cutter
(Tractor links must be stabilized)

Ford Post Hole Digger
(Satisfactory if used on level ground or with tractor headed uphill. Use top hole for connecting top link to tractor)

NOTE: The following Ford Implements can be attached to the Ford Offset Tractor. However, power requirements may be too great for PTO operation under some conditions.

350 Hay Baler
Ford Forage Harvester
Ford Grain & Forage Blower
Ford Combine
Ford 100" Rotary Cutter



● PLUS specialized equipment

Transplanters, sprayers, soil fumigating equipment . . . these are just a few of the special items of equipment you can use with a Ford Offset Tractor. See your dealer for more details.

FORD 501 SERIES **OFFSET** TRACTORS



SPECIFICATIONS

All Ford Offset Tractors will have basically the same standard equipment as Ford Model 741 Row Crop Tractors.

Engine—Gasoline, diesel or LP-gas with **full flow oil filter**, 6-volt generator (12-volt on diesel) with voltage regulator, thermostat, etc. **Hydraulic System**—With piston pump, draft and position control, provision for remote cylinders. **Transmission**—4-speed, constant mesh. **Power Take-Off**—Transmission type, ASAE Standard. **Clutch**—Single disc, 10-inch. **Horsepower**—(gasoline)—30.7 drawbar, 35.25 belt. **Miscellaneous**—Vertical exhaust; proof-meter; fuel, oil pressure and temperature gauges; generator warning light; regular lighting equipment; tools, tool box.

DIMENSIONS AND WEIGHT

	MODEL 541
Cultivating Clearance	24"
Tread Adjustment—Front	40"—86"
—Rear	40"—84"
(Note: Maximum width requires use of extra set of 4" spacers on rear wheels, reversing front wheels.)	
Tire Sizes—Front	5.50 x 16
—Rear	10 x 28
—Rear, Optional	11 or 12 x 28
Length —Over-all	139.12"
Height —To top of steering wheel	70"
Shipping Weight—(gasoline option) Approx.	3400 lbs.

Design, materials and/or specifications are subject to change without notice and without liability therefor.



You get a lot more
for a lot less from

FORD